

Pressure Gauge for Clean Regulator/ With Limit Indicator

G46-SRA/B Series RoHS



G46-10-02-SRA,B

Standard Specifications

Model		G46-□-SRA	G46-□-SRB
Type		Back side thread	
Port size ⁽¹⁾		R 1/8, R 1/4	
Fluid ⁽⁴⁾		Air, Water	Air, Water
Indication precision ⁽⁵⁾		±3 % F.S. (Full span)	
Fluid contact part cleaning (Wetted part)		Precision cleaning	General degreasing
Assembly/environment		Clean room M5.5 (Class 10000)	General production line
Oil/Water free		Oil/Water-free ⁽²⁾	
Material ⁽³⁾	Case	Stainless steel 304 (Black melamine painted)	
	Clear cover (Surface treatment)	Polycarbonate (Hard coated) Part no.: G46-00-00-2	
	Stud	Stainless steel 316	
	Bourdon tube	Stainless steel 316	
Attachment: cover ring assembly	C	Part no.: 1305104-6A	
	C2	Part no.: 1305104-12A	
Packaging		<ul style="list-style-type: none"> • Polyethylene cap for stud parts. • Airtight polyethylene bag 	<ul style="list-style-type: none"> • Polyethylene cap for stud parts. • Polyethylene bag
Weight [kg]		0.085	0.085

Note 1) When mounting a pressure gauge, use caution not to tighten excessively. Excessive tightening will cause product failure. Use a pipe tape for sealing.

Note 2) When manufacturing pressure gauge, SMC uses caution not to allow water to remain in the wetted parts.

Note 3) Movable parts (gear, etc) inside pressure gauge are made of brass.

Note 4) Excludes corrosive fluids. Be sure to avoid freezing as this may cause a malfunction. Also, if using water as the fluid, make sure that water hammer is not being applied.

Note 5) The guaranteed temperature range is 23 °C ±5 °C.

Model (Standard)

Model	Pressure range ⁽¹⁾		Indication unit	Connection thread	Note
	MPa	psi			
G46-2-01 to 02-SRA	0 to 0.2		MPa	R 1/8 R 1/4	—
G46-2-01 to 02-SRB					
G46-4-01 to 02-SRA	0 to 0.4				
G46-4-01 to 02-SRB					
G46-7-02-SRA	0 to 0.7			R 1/4	
G46-7-02-SRB					
G46-10-02-SRA	0 to 1.0				
G46-10-02-SRB					

Note 1) Do not apply pressure more than the maximum display pressure. This will cause a malfunction.

Model (Made to Order)

Other versions of this unit can be made on a Made-to-Order basis. Please consult with SMC for details, as delivery times may be extended.

Model	Pressure range ⁽¹⁾		Indication unit	Connection thread	Note
	MPa	psi			
G46-P10-01 to 02-SRB-X30	0 to 1.0	0 to 150	MPa, psi	R 1/8, 1/4	—

Note 1) Do not apply pressure more than the maximum display pressure. This will cause a malfunction.

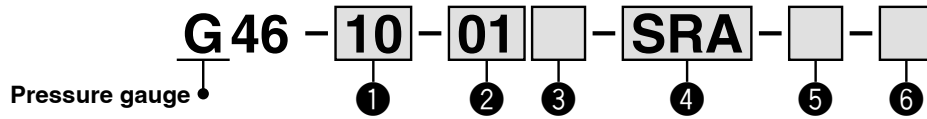
G46-SRA/B Series



EMC-G46-SRA/B-01A-UK

G46-SRA/B Series

How to Order



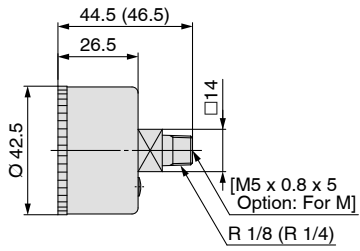
	Symbol	Description	G46	
+				
①	Max. display pressure	2	0.2 MPa	●
		4	0.4 MPa	●
		7	0.7 MPa	●
		10	1.0 MPa	●
		P2 ⁽¹⁾	0.2 MPa, 30 psi	○
		P10 ⁽¹⁾	1.0 MPa, 150 psi	○
+				
②	Connection thread	01	R 1/8	●
		02	R 1/4	●
+				
③	Option	—	—	●
		M ⁽²⁾	With M5 (Female thread)	●
+				
④	Grade	SRA	Component parts: Precision cleaning Assembly: Clean room M5.5 (Class 10000)	●
		SRB	Component parts: General degreasing Assembly: General production line	●
+				
⑤	Attachment	—	Without cover ring assembly	●
		C	Clear cover has no protrusion. (Clear cover is irremovable.)	●
		C2	Clear cover has protrusion. (Clear cover is removable.) The wrench flats protrude.	●
+				
⑥	Special specification	—	—	●
		X30	Both MPa and psi	○

Note 1) This symbol must be used with Special specification "X30."

Note 2) To use the pressure gauge with M5 (female thread), attach the joint when piping the tube.
For combinations with the special specification products, please consult SMC separately.

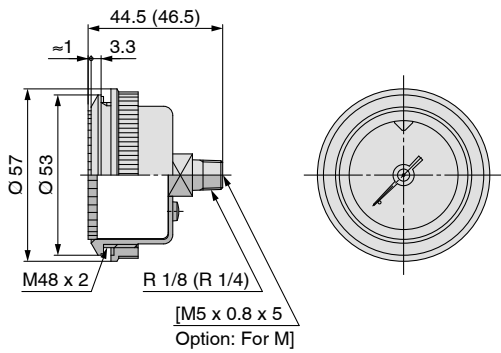
Dimensions * The dimensions in (): Connection thread R 1/4

G46-□□-01 to 02 (M)-SRA/SRB



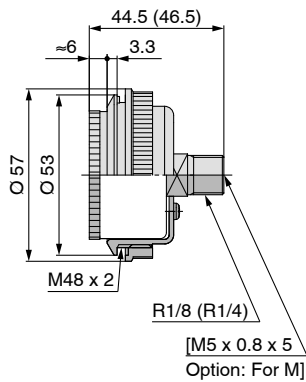
With cover ring assembly (For panel mount)

G46-□□-01 to 02 (M)-SRA/SRB-C
Type C (Clear cover is not removable.)



G46-□□-01 to 02 (M)-SRA/SRB-C2
Type C2

(Clear cover is removable. The wrench flats protrude.)



Panel fitting dimensions
Plate thickness Max. 3.5 t

